

## 3600nm Fast InGaAs PIN Photodiode

Version: 3.1 17-06-01

**Model: LSIFPD36-1.5G**
**Features:**

- Low noise, High reliability
- 1500-3600nm wide wavelength range
- -3dB Bandwidth up to 1.5GHZ
- Hermetic TO46 Can with IR flat window


**Applications:**

- Fast optical pulse testing
- Gas Analyzer
- Environment measurement
- Optical sensor
- Medical and Chemical analysis

**Absolute maximum ratings:**

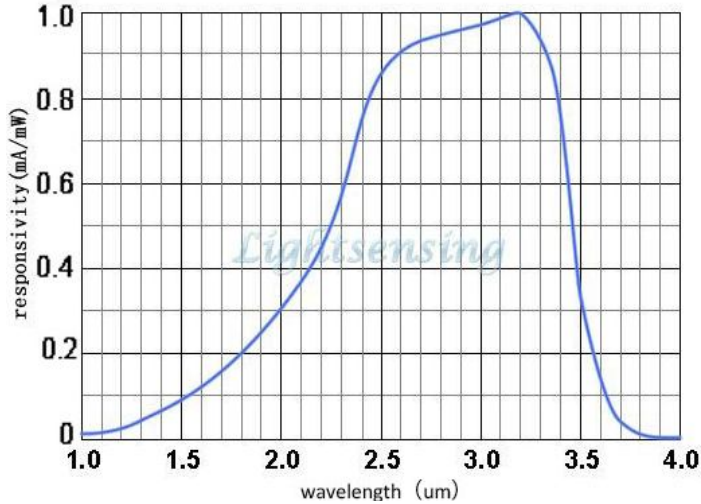
parameter	symbol	value	unit
Operating temperature	Top	-30~+60	°C
Storage temperature	Tstg	-40~+80	°C
Forward current	I <sub>f</sub>	3	mA
Soldering temperature(time)	T <sub>s</sub> (10s)	260	°C

**Electrical and optical characteristics:(T=25°C)**

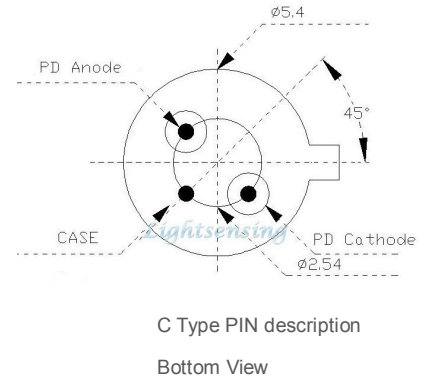
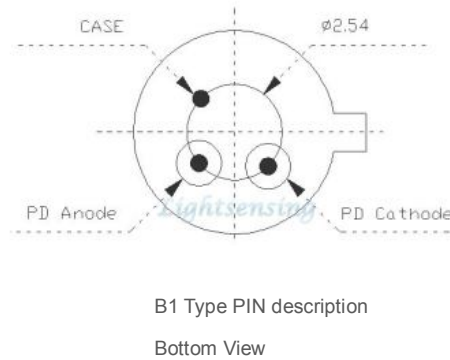
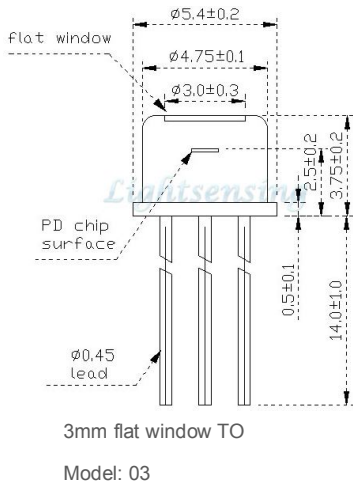
parameter	symbol	unit	Value (typ.)	
			1.5GHZ	0.15GHZ
Active diameter	Φ	um	80	80
Spectral range	λ	nm	1500-3600	1500-3600
Responsivity	Re (V <sub>R</sub> =0V,λ=1500nm )	mA/mW	0.10	0.10
	Re (V <sub>R</sub> =0V,λ=2500nm )	mA/mW	0.85	0.85
	Re(V <sub>R</sub> =0V,λ=3200nm)	mA/mW	1.0	1.0
	Re(V <sub>R</sub> =0V,λ=3600nm)	mA/mW	0.10	0.10
Response time	Tr (R <sub>L</sub> =50Ω)	ps	250(V <sub>R</sub> =0.8V)	3000(V <sub>R</sub> =0V)
Dark current	I <sub>D</sub> (V <sub>R</sub> =0V)	uA	5	10
	I <sub>D</sub>	uA	75(V <sub>R</sub> =0.8V)	10(V <sub>R</sub> =0V)
Reverse Breakdown voltage	V <sub>BR</sub> (I <sub>R</sub> =100uA)	V	1	0.5
Junction capacitance	C <sub>j</sub> (f=1MHz, V <sub>R</sub> =0V)	pF	15	20
	C <sub>j</sub> (f=1MHz)	pF	1.5(V <sub>R</sub> =0.8V)	20(V <sub>R</sub> =0V)
Saturated Optical Power	Ps	mW	4	4
Operating voltage	V <sub>R</sub>	V	0-0.8	0
Shunt impedance	Rsh (V <sub>R</sub> =10mV)	kΩ	2	1
package	Hermetic TO46 Can with IR flat window			

NOTICE: The above product specifications are subject to change without notice.

### The typical Sensitivity curve



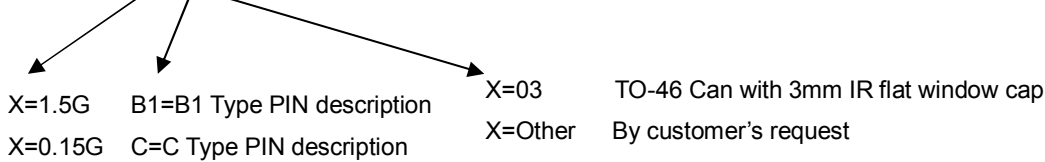
### TO package and Lead



**Note:** In order to get other dimensions, please contact us.

### Order information

LSIFPD36- X -X-X



### The cautions

- 1: The above product specifications are subject to change without notice.
- 2: The suitable ESD protecting measures are recommend in storage,transporting and using.
- 3: The fiber bending radius no less than 20mm for avoiding fiber damaged ,Be sure the fiber coupling facet is clean before connecting it to opto-circuit.